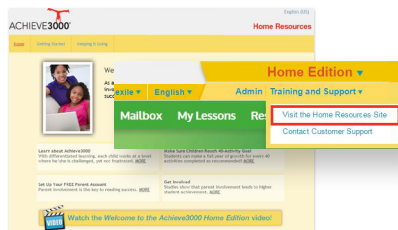


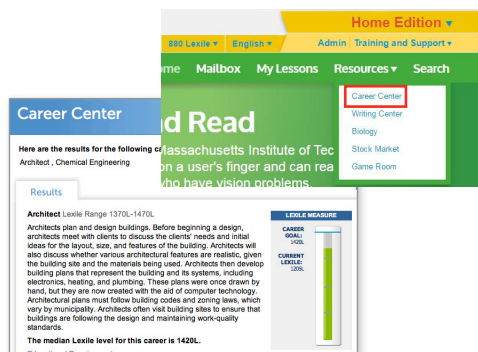
► Additional Resources for Using Achieve3000 at Home

The Home Resources Site includes even more parent resources to help your child get the right start with Achieve3000 – and to keep the momentum going. **Available in 20 languages.**



Keeping Your Child Motivated

In Achieve3000's exclusive **Career Center**, your child can select their dream job, find the required reading level (also known as a Lexile score) for that career, and stay encouraged to work toward their goal.

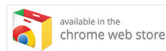


“In kindergarten, my daughter tested 70% in reading. In third grade, after she started using Achieve3000, she retested at 96%.”

Parent, Hawaii

Any Place, Any Time, Any Device

Achieve3000's mobile apps empower 24/7 learning, even when students don't have an internet connection! Download our iPad®, Android™, or Chrome™ app today.



Ask us about Smarty Ants® for students learning to read!

For customer support, please contact us at **877-235-2525** or **support@achieve3000.com**



TOGETHER WITH YOUR SCHOOL, ACHIEVE3000® INCREASES READING GAINS BY 2X-3X. GET INVOLVED.



Achieve3000's digital solutions reach all students one-on-one, at their individual reading levels, to:

- ✓ **Accelerate learning**
- ✓ **Boost high-stakes test performance**
- ✓ **Prepare them for college and career**

Learn how to maximize your child's reading performance with the Achieve3000 Home Edition.



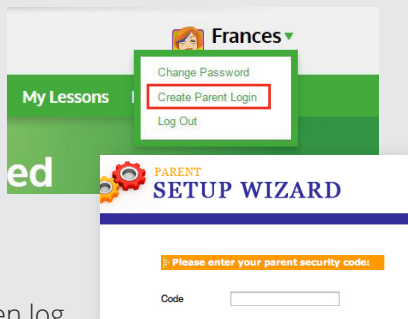
▶ Getting Started with the Home Edition

With the Home Edition, you can encourage reading and writing at home or on the go! Here's how you can get started and be a part of what your child is doing at school.

Set Up Your Home Edition Account

Your child's teacher will send you a letter with your child's username, password, and a security code. You can also call **877-235-2525** for this information.

1. Go to **portal.achieve3000.com** and sign in with your child's username and password.
2. Click the arrow next to your child's name at the top of the screen; then click Create Parent Login.
3. Enter your security code and answer a few questions.
4. The system will display your username and password.
5. Record your login information.
6. Log out of your child's account; then log back in again using your new credentials at **portal.achieve3000.com** to start using the Home Edition.



▶ Using the Home Edition

Use the Home Edition to get engaged in your child's learning. With only a few clicks, you can access the tools you need to support and monitor your child's progress with Achieve3000.

Click **My Lessons** to view the lessons your child is working on

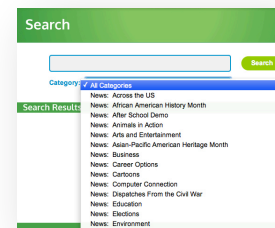
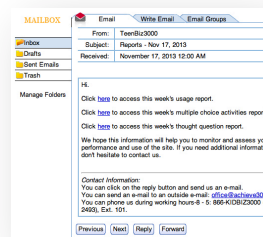
Click **Lexile** to view lessons at various reading levels

Click to change the language setting

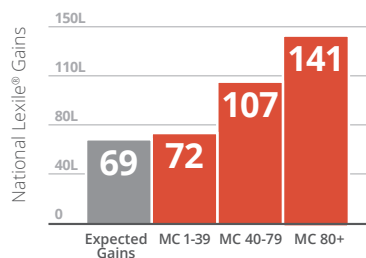
Click here to see Lesson Progress, Activities, Thought Questions, and more

Click **Mailbox** for easy access to weekly reports on your child's program usage and performance scores

Click **Search** to find additional Achieve3000 content your child might be interested; searchable by keyword or category



2X the expected reading gains with Achieve3000



Lexile growth related to frequency of program use, 2014-2015

